

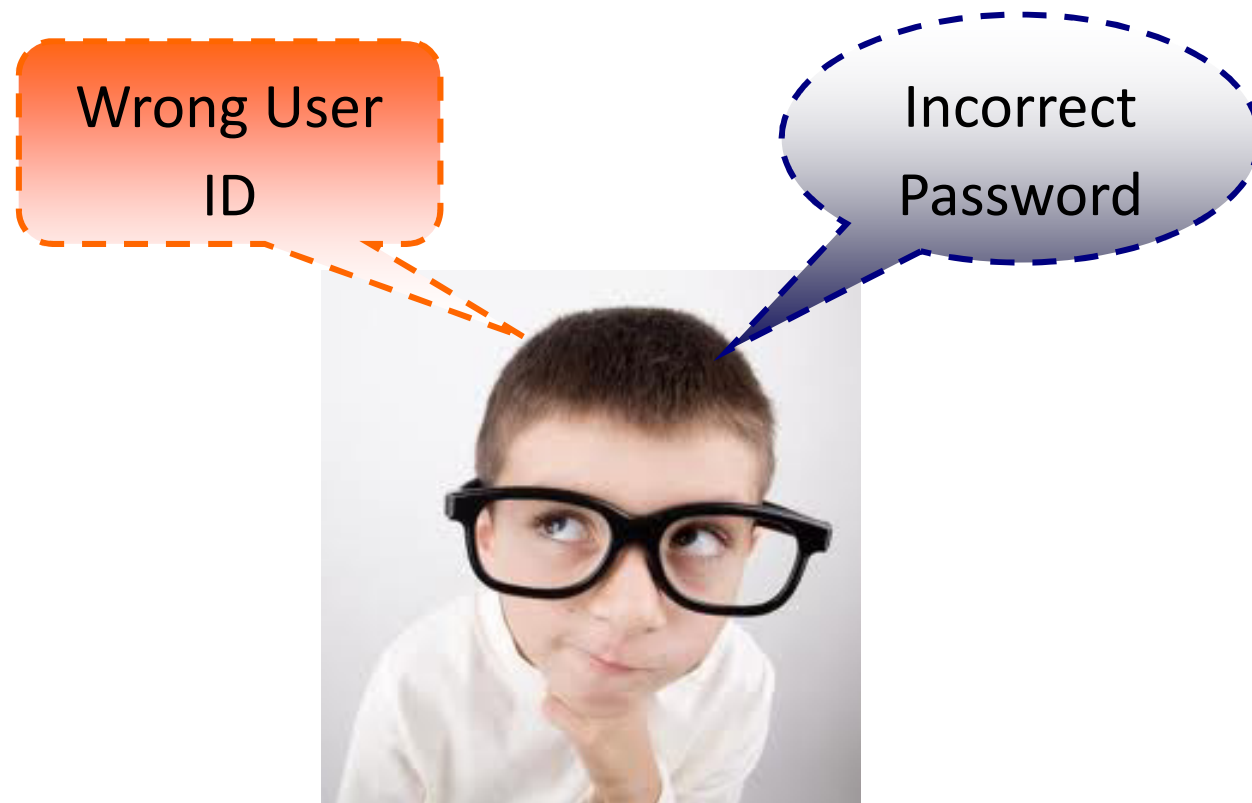
# Online Learning with **Marshall Cavendish Education**



# Overview of Student Account



# How does my child login?



# LOGGING IN TO MC Online PORTAL

URL: [www.mconline.sg](http://www.mconline.sg)



The screenshot shows the login page of the MC Online Portal. On the left, there is a sidebar with a 'Products and Services' section containing links for 'LEAD LMS', 'Channel Series', and 'Infocomm Club'. The main content area has a navigation bar with tabs 1, 2, 3, and 4. Below the navigation bar, there are three input fields: 'Login ID' with the value 't0123456a', 'School ID' with the value 'yckps', and 'Password' with the value 'mconline'. A large orange 'Login' button is positioned below these fields. Underneath the button are links for 'Login FAQ', 'Forgot Password', and 'System Check'. At the bottom, there is a contact section for the 'Infocomm Club' featuring a telephone icon, a clock icon, the phone number '(65) 6777 5198', and operating hours: 'Monday-Friday 8am-9pm' and 'Saturday 8am-1pm'. Four yellow callout boxes with arrows point to the input fields and the 'Login' button, indicating the login steps.

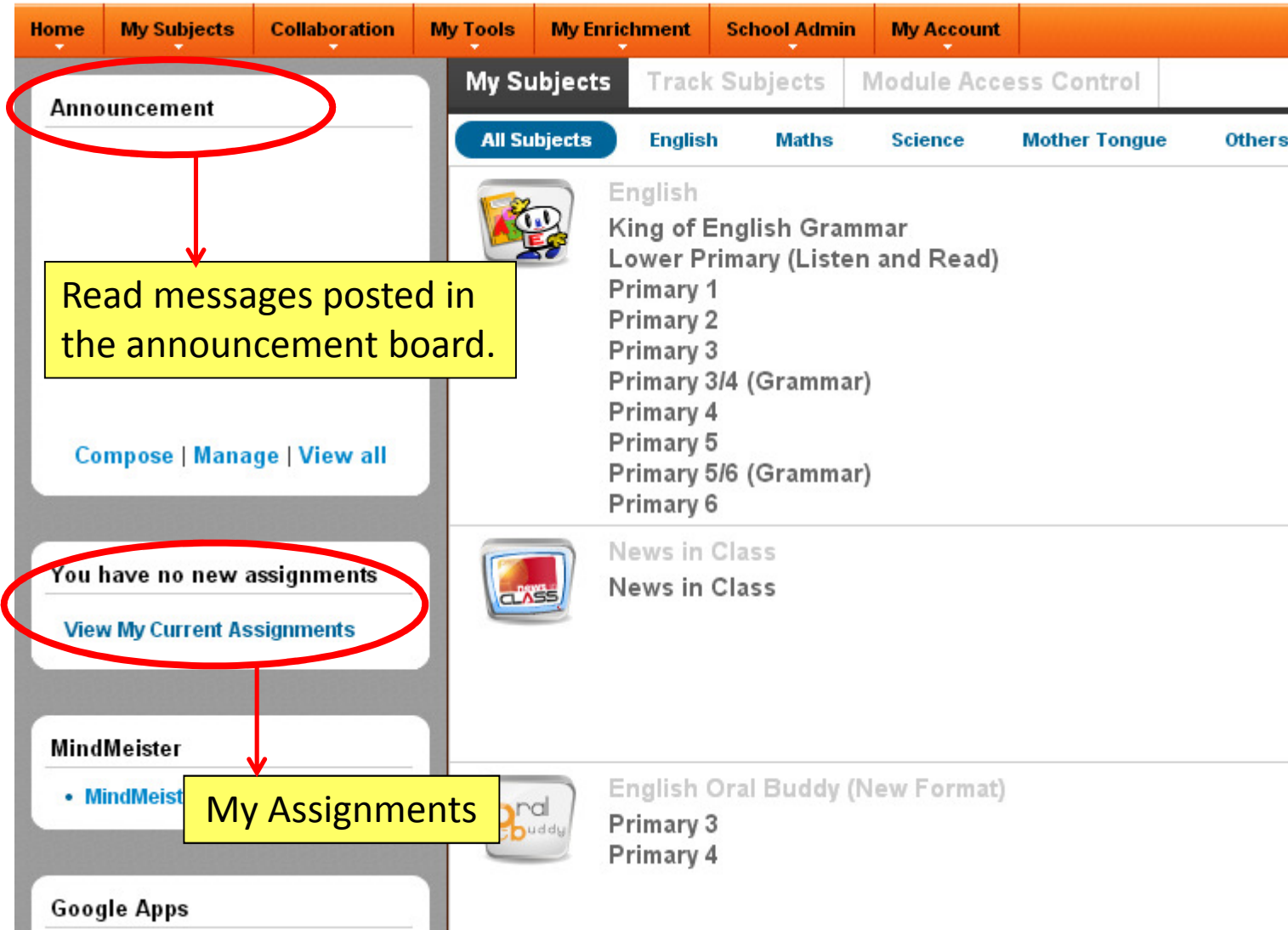
**Step 1:**  
Child's BC number  
(eg. **t0123456a**)

**Step 2:**  
Enter your school name  
(**yckps**)

**Step 3:**  
Enter your password  
(**mconline**)

**Step 4:**  
Click "Login"

# How can your child navigate around?



The screenshot shows a navigation menu on the left and a main content area on the right. The navigation menu includes sections for 'Announcement', 'You have no new assignments', 'MindMeister', and 'Google Apps'. The main content area is titled 'My Subjects' and lists various subjects and levels. Red circles and arrows highlight the 'Announcement' section and the 'View My Current Assignments' link, pointing to explanatory text boxes.

**Navigation Menu:**

- Home
- My Subjects
- Collaboration
- My Tools
- My Enrichment
- School Admin
- My Account

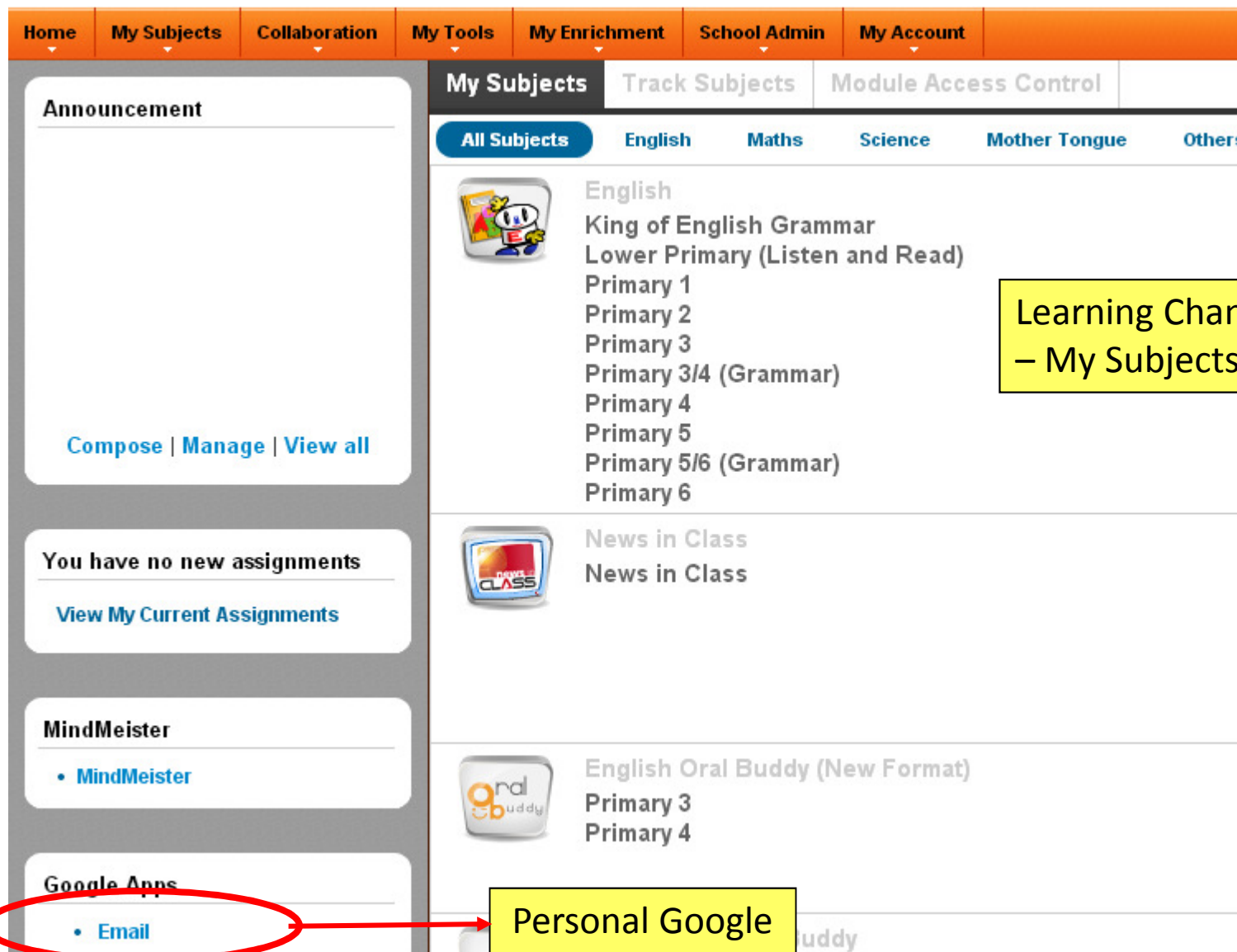
**Left Sidebar (Annotations):**

- Announcement** (circled in red) → Read messages posted in the announcement board.
- You have no new assignments** (circled in red) → View My Current Assignments
- MindMeister** → My Assignments
- Google Apps

**Main Content Area (My Subjects):**

- Track Subjects: English, Maths, Science, Mother Tongue, Others
- English**
  - King of English Grammar
  - Lower Primary (Listen and Read)
  - Primary 1
  - Primary 2
  - Primary 3
  - Primary 3/4 (Grammar)
  - Primary 4
  - Primary 5
  - Primary 5/6 (Grammar)
  - Primary 6
- News in Class**
  - News in Class
- English Oral Buddy (New Format)**
  - Primary 3
  - Primary 4

# How can your child navigate around?



The screenshot shows the Marshall Cavendish Education website interface. At the top, there is a navigation bar with the following tabs: Home, My Subjects, Collaboration, My Tools, My Enrichment, School Admin, and My Account. Below this, the 'My Subjects' section is active, showing sub-tabs for Track Subjects and Module Access Control. Under 'Track Subjects', there are buttons for All Subjects, English, Maths, Science, Mother Tongue, and Others. The 'English' section is expanded, listing various resources: King of English Grammar, Lower Primary (Listen and Read), Primary 1, Primary 2, Primary 3, Primary 3/4 (Grammar), Primary 4, Primary 5, Primary 5/6 (Grammar), and Primary 6. Other sections include 'News in Class' and 'English Oral Buddy (New Format)'. On the left side, there are several utility boxes: 'Announcement' with 'Compose | Manage | View all' links; 'You have no new assignments' with a 'View My Current Assignments' link; 'MindMeister' with a 'MindMeister' link; and 'Google Apps' with an 'Email' link circled in red. A red arrow points from the 'Email' link to a yellow callout box.

Learning Channels  
– My Subjects

Personal Google  
Email & Tools



# Parent Involvement

# My Subjects

© 2014 Marshall Cavendish Education Pte. Ltd.

© 2012 Marshall Cavendish Online Pte. Ltd. All Rights Reserved.

- Explore new topics in preparation for upcoming lessons
- Revise past topics to reinforce understanding or in preparation for upcoming exams









# My Subjects

- Progress & Score Tracking

- Track the completion progress of tutorials
- Track the activity scores & quiz scores




**P1 Mathematics Syllabus**










**Topic Listing**

- Numbers To 10
- Number Bonds
- Addition Within 10
- Subtraction Within

**Score Summary**

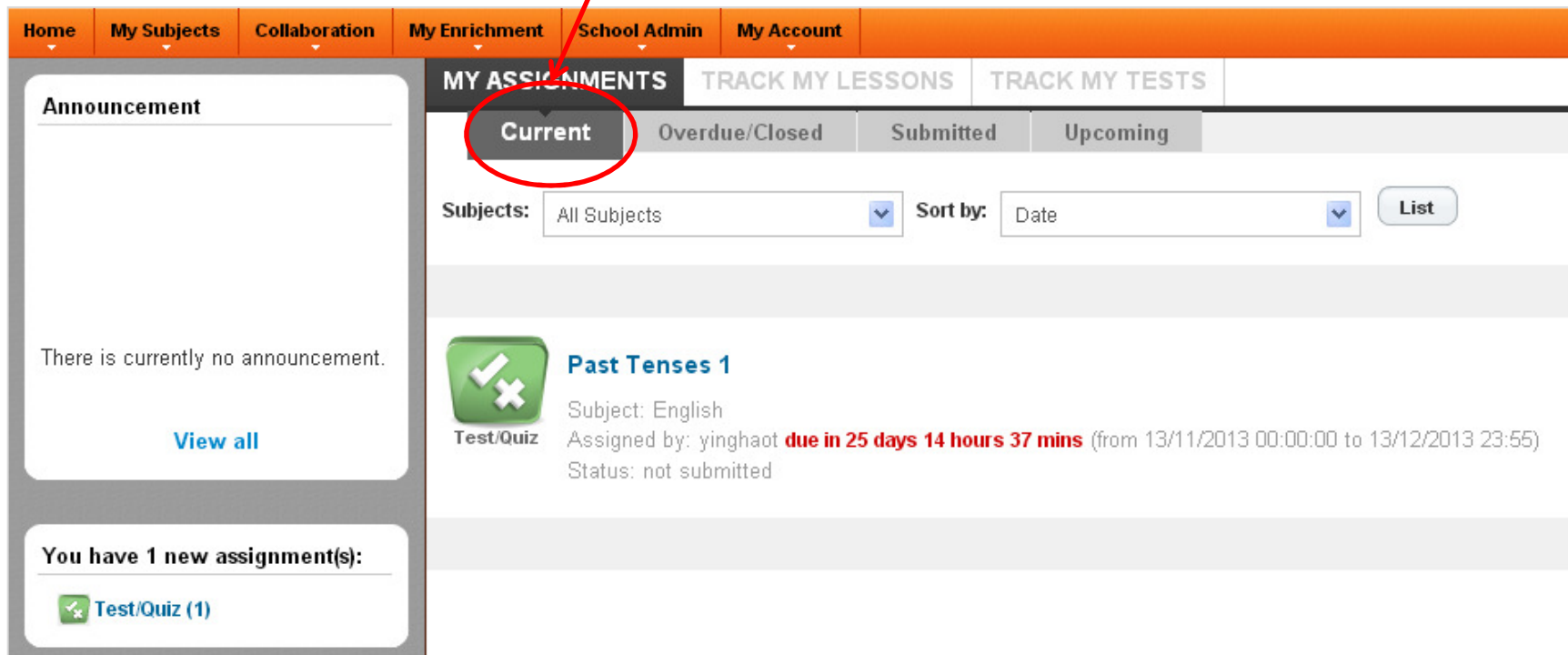
Name: adi

	Status	Latest Score (%) / Date	Highest Score (%)	Lowest Score (%)
Numbers To 10				
Counting To 10				
 Tutorial	incomplete	- 15/11/2013 17:30	-	-
 Activity	passed	<b>80.00</b> 15/11/2013 17:30	80.00	80.00
 Quiz	passed	<b>100.00</b> 15/11/2013 17:30	100.00	100.00

# My Assignments

- Assignment completion

- Check for online assignments
- Complete the assignments before the due date
- Guide your child with their assignments



Home My Subjects Collaboration My Enrichment School Admin My Account

MY ASSIGNMENTS TRACK MY LESSONS TRACK MY TESTS


Current Overdue/Closed Submitted Upcoming


Subjects: All Subjects Sort by: Date List

There is currently no announcement.

[View all](#)

You have 1 new assignment(s):

 Test/Quiz (1)

 **Past Tenses 1**

Subject: English  
Assigned by: yinghaot **due in 25 days 14 hours 37 mins** (from 13/11/2013 00:00:00 to 13/12/2013 23:55)  
Status: not submitted

# My Assignments

- Lesson tracking

Home	My Subjects	Collaboration	My Enrichment	School Admin	My Account
MY ASSIGNMENTS	<b>TRACK MY LESSONS</b>	TRACK MY TESTS			
Titles			Subject	Class / Group	
小学华文一年级 — 单元 (五)			Chinese	1 Courage	
Learn to draw a Cute Characters			Art & Crafts	Everyone	
P2 - 09 Measuring In Grams (Mass)			Mathematics	Everyone	
P3 - 06 Multiplication With Regrouping In Ones, Tens, Hundreds And Thousands (Multiplication)			Mathematics	Everyone	

- View the list of past lessons and track your child's completion status

# My Assignments

- Test tracking

Home
My Subjects
Collaboration
My Enrichment
School Admin
My Account


MY ASSIGNMENTS
TRACK MY LESSONS
TRACK MY TESTS

Academic Year: 2013 List Selection

All Subjects   
  English   
  Chinese

All Terms   
  Term 1   
  Term 2   
 List Selection

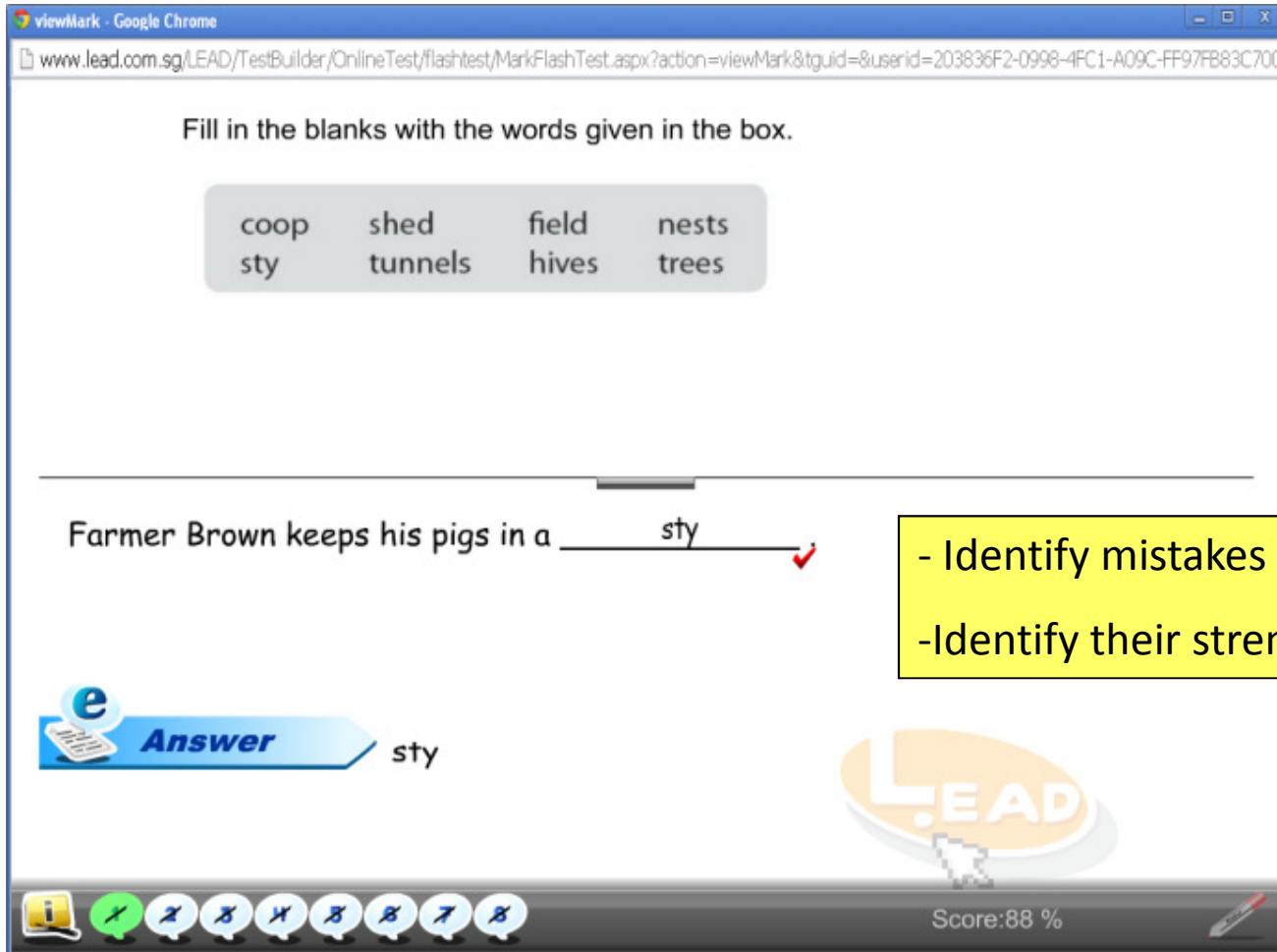
Term 3   
  Term 4

Test Title ▲	Subject	Start / End Date	Score	
			Raw	%(100)
(PUYC)- P4.04.3 第四课_阅读理解	Chinese	19/08/2013 - 19/09/2013	Not Submitted	-
(2010 Rel): P2 - 4 - Vocabulary 	English	18/06/2013 - 18/07/2013	6.10	87.14

- View the list of past tests and track your child's test scores
- Click on the test title to view your child's entire marked paper

# My Assignments

- Test tracking (View Flash test paper)





viewMark - Google Chrome  
www.lead.com.sg/LEAD/TestBuilder/OnlineTest/flashTest/MarkFlashTest.aspx?action=viewMark&tguid=&userid=203836F2-0998-4FC1-A09C-FF97FB83C700

Fill in the blanks with the words given in the box.

coop shed field nests  
sty tunnels hives trees

Farmer Brown keeps his pigs in a \_\_\_\_\_ sty ✓

 Answer sty

 LEAD

Score: 88 %

- Identify mistakes

- Identify their strengths and weaknesses

# My Assignments

- Test tracking (View non-Flash test paper)

Vocabulary (10)				
Question	Response	Result	Score	
1. The scientist _____ his newly invented high-speed car on the highway. (1) Answer: steered Explanation:	steered	✓	1	
2. The poachers _____ changed their plans as soon as they found out that someone had informed the rangers. (1) Answer: hastily Explanation:	nastily	✗	0	
3. Researchers have now _____ a way of keeping track of the dwindling population of elephants. (1) Answer: devised Explanation:	decomposed	✗	0	
4. Before the arrival of the handphone, the pager was the latest _____ that helped us to contact people easily. (1) Answer: gizmo Explanation:	gizmo	✓	1	
5. Within minutes, the raging fire _____ more than half of the forest area. (1) Answer: engulfed	engaged	✗	0	

- Identify mistakes
- Identify their strengths and weaknesses

# PARENTS LOGGING IN TO MC Online PORTAL

URL: [www.mconline.sg](http://www.mconline.sg)



The screenshot shows the login interface of the MC Online Portal. At the top, there are four numbered tabs (1, 2, 3, 4), with tab 1 selected. On the left, there is a sidebar with a red header 'Products and Services' and three sections: 'LEAD LMS', 'Channel Series', and 'Infocomm Club'. The main content area contains a login form with the following fields and values:

- Login ID:** p\_t0123456a
- School ID:** yckps
- Password:** learning

Below the form is a large orange 'Login' button with a right-pointing arrow. Underneath the button are links for 'Login FAQ', 'Forgot Password', and 'System Check'. At the bottom, there is a contact information section featuring a rotary phone icon, the phone number '(65) 6777 5198', and operating hours: 'Monday-Friday 8am-9pm' and 'Saturday 8am-1pm'.

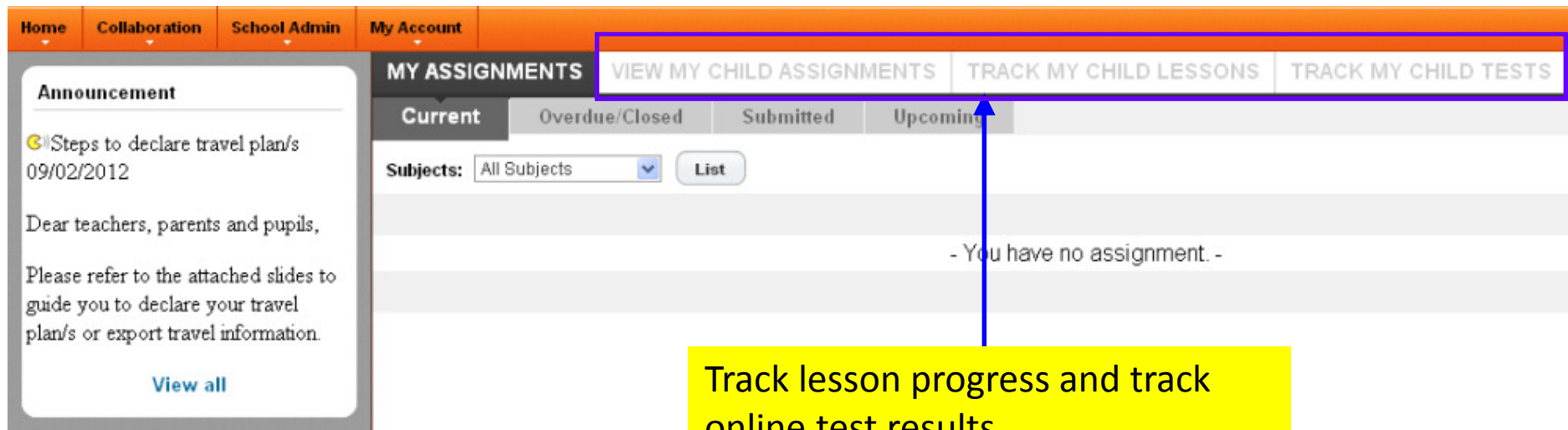
**Step 1:**  
Child's BC  
(eg. p\_t0123456a)

**Step 2:**  
Input your School ID  
(yckps)

**Step 3:**  
Input your password  
(learning)

**Step 4:**  
Click "Login"

## Track Your Child's Progress



Home Collaboration School Admin My Account

**Announcement**

Steps to declare travel plan/s  
09/02/2012

Dear teachers, parents and pupils,

Please refer to the attached slides to guide you to declare your travel plan/s or export travel information.

[View all](#)

**MY ASSIGNMENTS** [VIEW MY CHILD ASSIGNMENTS](#) [TRACK MY CHILD LESSONS](#) [TRACK MY CHILD TESTS](#)

Current Overdue/Closed Submitted Upcoming

Subjects: All Subjects

- You have no assignment. -

Track lesson progress and track online test results



# View test paper with your child's answers

[Home](#) | [Collaboration](#) | [School Admin](#) | [My Account](#)




[MY ASSIGNMENTS](#) | [VIEW MY CHILD ASSIGNMENTS](#) | [TRACK MY CHILD LESSONS](#) | **[TRACK MY CHILD TESTS](#)**

---

Academic Year:

All Subjects   
  Science   
  Mathematics

All Terms   
  Term 1   
  Term 2   
  Term 3   
  Term 4

Test Title ▲	Subject	Start / End Date	Score	
			Raw	%(100)
<a href="#">(Mworks) – 4.0A Term Revision 1</a> 	Mathematics	20/07/2012 - 20/08/2012	38	100
<a href="#">(Mworks) – 4.0B2 Term Revision 2</a> 	Mathematics	20/07/2012 - 20/08/2012	2	4.65
<a href="#">Air and the Respiratory System 1</a> 	Science	20/07/2012 - 20/08/2012	3	30

Click test title

Note : You can only view the paper if your child has attempted and submitted.

# View test paper with your child's answers (Non-Flash)

Vocabulary (10)				
	Question	Response	Result	Score
1.	The scientist _____ his newly invented high-speed car on the highway. (1) Answer: steered Explanation:	steered	✓	1
2.	The poachers _____ changed their plans as soon as they found out that someone had informed the rangers. (1) Answer: hastily Explanation:	nastily	✗	0
3.	Researchers have now _____ a way of keeping track of the dwindling population of elephants. (1) Answer: devised Explanation:	decomposed	✗	0
4.	Before the arrival of the handphone, the pager was the latest _____ that helped us to contact people easily. (1) Answer: gizmo Explanation:	gizmo	✓	1
5.	Within minutes, the raging fire _____ more than half of the forest area. (1) Answer: engulfed	engaged	✗	0

# View test paper with your child's answers (Flash)

Mathematics

mc Marshall Cavendish Online

**Four options are given.  
Make your choice (1, 2, 3 or 4) by selecting the corresponding icons.**

What is three hundred thousand three hundred and thirty written in figures?

- ❶ 3303
- ❷ 3330
- ❸ 300 330
- ❹ 330 030

Answer → (3)


2/2

# How do I perform a system check?



# SYSTEM CHECK

## Newsletter



January 2010  
[Download the latest issue](#)

October 2009  
[Download Here](#)

## Products and Services

**LEAD LMS**  
The LEAD Portal is a feature-rich Learning Management System for delivering, tracking and managing online learning... [Read More](#)

**Channel Series**  
LEAD provides a large repository of pedagogically sound curriculum-based interactive courseware for self-directed learning... [Read More](#)

**Infocomm Club**  
To foster an engaging learning experience through the innovative use of Infocomm, LEAD's exclusive Infocomm Club ensures students acquire creative and technical skills in the latest Digital Media softwares...

Login ID


School ID


Password

[> Login](#)

[Login FAQ](#) | [Forgot Password](#) | [System Check](#)












**System Check**

 **(65) 6777 5198**

 **Monday-Friday 8am-9pm**  
**Saturday 8am-1pm**

# System Check

## System Check Summary

Application	Information	
<b>LEAD Flash Player</b> Version: 1.0	LEAD Flash Player is required by voice recording feature in Oral Buddy learning channels.	 <b>STARTED</b>
<b>Adobe Flash Player</b> Version: 10.0.42.34	Adobe Flash Player is a browser plugin required for viewing animation and coursewares.	 <b>INSTALLED</b>
<b>Adobe Shockwave Player</b> Version: 11.0.3.472	Adobe Shockwave Player is a browser plugin required for the viewing of courseware snippets.	 <b>INSTALLED</b>
<b>Adobe Shockwave Player 8</b>	Some older courseware may require a previous version of shockwave. If you encounter errors like "Missing Shockwave Decompressor xTra", please download this previous version of shockwave. It can co-exists with the latest version of shockwave.	 <b>DOWNLOAD</b>
<b>SAXFile ActiveX Control</b> Version: 2.0.2.3	SAXFile ActiveX Control is required for test question conversion and file upload. <b>Note:</b> For teacher only.	 <b>INSTALLED</b>
<b>Han Yu Pin Yin Font</b>	The Han Yu Pin Yin font is required for viewing Han Yu Pin Yin characters in some Chinese courseware.	 <b>DOWNLOAD</b>
<b>WebEQ Math Player</b> Version: 2.10b	WebEQ Math Player is a browser plugin required for the display of symbols created in tests in the Test Builder.	 <b>INSTALLED</b>
<b>Internet Explorer</b> Version: 7.0	Internet Explorer 6 (or later version) is required in LEAD LMS for the use of features such as the symbols editor in the Test Builder.	 <b>INSTALLED</b>
<b>Adobe Acrobat Reader</b> Version: 8.1.0	Adobe Acrobat Reader is required to read pdf documents.	 <b>INSTALLED</b>
<b>Apple QuickTime Player</b> Version: 7.50	Apple QuickTime Player is required for viewing QuickTime movies and coursewares with embedded QuickTime movies.	 <b>INSTALLED</b>
<b>Java Virtual Machine</b> Version: 1.6.0_15	The Java Virtual Machine is required to view resources that have Java applets embedded within the resources.	 <b>INSTALLED</b>

Before you start, you're recommended to run **System Check** to check for plugins not installed previously.

You may download the necessary plugins from the **System Check's** page.

# Contact Information



# Thank you!

